
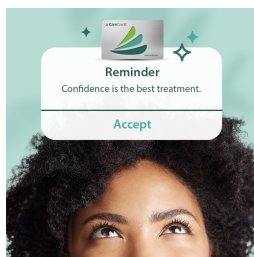



Social Posts

Social media is a powerful tool to remind patients or clients to schedule treatments, procedures and services—and that they can pay for everything with CareCredit. Following these guidelines and using the provided content can help you promote your practice and help more patients say yes to your recommendations.

Select Your Post:

Choose from the five special post options provided. Each option includes a static post, an animated post and post copy that have been curated to fit Instagram and Facebook.



Upload to Facebook or Instagram:



Upload the corresponding static or animated post to your social media feed. For stories, upload the static or animated story to your story section.

Add a Caption:

Copy and paste from the **Social Media Approved Post Copy document**, provided in the downloaded zip file, to give your selected post a caption.

Include Disclaimers:

Make sure to include the disclaimer in your post:
"Subject to credit approval. Ask us for details."

Tag us:

Tag @CareCredit in all posts across social platforms.



Click [here](#) to download additional marketing assets from your CareCredit Toolkit.



CareCredit
a Synchrony solution